

# OWNER'S MANUAL



[www.emmaelectronic.com](http://www.emmaelectronic.com)

# DiscumBOBulator auto-wah & booster

## The DiscumBOBulator, two pedals in one

A fast tracking envelope filter combined with a separate super clean level booster.


Serving up everything from full on funk tones to cocked wah sounds and all the way to unique synth like tones, via its super intuitive control set. Both effects are 100% analog and have true bypass switching.

## *DiscumBOBulator TRULY is the definition of cool!*

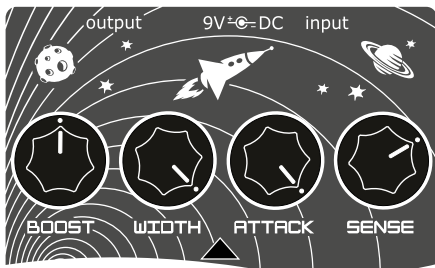
**The BOB** is a fast and extremely dynamically responsive auto-wah effect, with controls that allows you to dial in a wide range of sound characters, from old school funky slap to modern fast finger tip playing styles. Additionally the up/down switch largely widens your opportunity for creating a versatile palette of your own personal sounds.

Compared to "the old" DiscumBOBulator we have tripled the headroom of the circuit, so that it now easily will take any high output active bass or line level signals. The improved side chain gives even better and more precise tracking on high notes, and its wide frequency spectrum makes it suitable for any instrument that you would like to give that "funky tone" chords or single notes.

**The BOOST** is an independent ultra clean 0-10dB gain level booster. Set your level and be prepared to let your solos liftoff like a rocket.



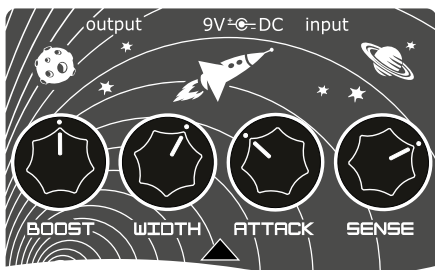
# Sound settings



## Space Oddity (fast & thick)

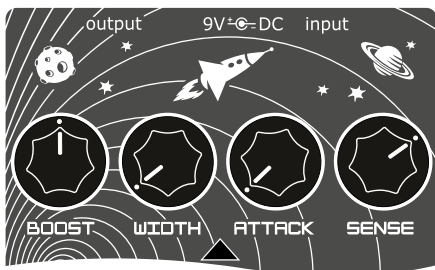
Fast attack with heavy wah, to let people know that you have arrived in funky orbit.

space.



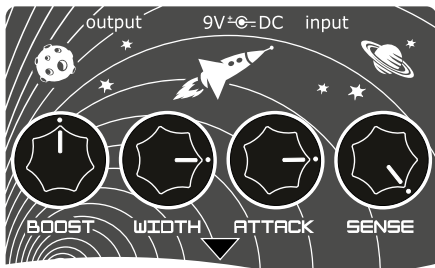
## Fly Me To the Moon (slow & steady)

Overall setting for the funky '69 walking groove - The eagle has landed for the big moon party.



## Life On Mars (soft & gently)

Like a soft touch on the butt of a sweet martian girl - just letting her know.....



## Rocket Science (upside down)

Clicking B3 organ reverse wah popcorn sound. Turn her around - it's really no rocket science.

**SENSE** (sensitivity) allows you to set the threshold of how much signal it takes to trigger the envelope filter.

**ATTACK** adjusts how the envelope reacts, going from slow (turned left), to fast (turned right).

**WIDTH** controls the bandwidth of the filter, in order to mimic different kinds of wah effects and regulates the strength, going from low Q (turned left), to high Q (turned right).

**BOOST** works as an independent 0-10dB level booster. Set your boost level and turn it on with the foot switch.

### **Power Requirements.**

The pedal uses a standard 9V battery located inside. Alternatively you can use a 9V DC external power supply with a 2.1mm DC plug. Center is negative (-)

### **The DiscumBOBulator**

will run on an external power supply up to 15 Volt. Running it above that will harm the pedal. The pedal consumes around 7mA.



### **Warranty Conditions**

EMMA electronic offers a 5-years limited warranty on our effect pedals. In the unlikely event of a malfunction, please contact our technical support at [info@emmaelectronic.com](mailto:info@emmaelectronic.com) before returning the product to us.

Go to our web page [www.emmaelectronic.com](http://www.emmaelectronic.com) to read more about warranty conditions.

**Designed and built in Denmark by**

